

YEAR I

5 DAYS AT HOME LEARNING DURING COVID ISOLATION

Dear Parents ,

If your child has to isolate from school this pack will contain activities your child can complete at home.

As well as the activities in this pack, there will be links to Purple Mash and to Oak National Academy units for Maths, English, Science and topic units which your child can access.

DAILY ROUTINES

In this pack I have provided the following activities which you might like to access every day.

- 1) Spellings Activity
- 2) English Activity/ Reading activity
- 3) Maths Activity

LINKS TO ACTIVITIES AND UNITS OF WORK.

Here are some links to some useful websites for Maths, English and topic units.

Purple Mash: [Purple Mash by 2Simple](#)

Oak National Academy:

Maths Unit: <https://classroom.thenational.academy/units/shape-and-patterns-8ccf>

English Unit: <https://classroom.thenational.academy/units/how-butterflies-came-to-be-7a0c>

Science Unit: <https://classroom.thenational.academy/units/materials-de3f>

Topmarks: <https://www.topmarks.co.uk/Search.aspx?Subject=I6&AgeGroup=2>



DAY ONE

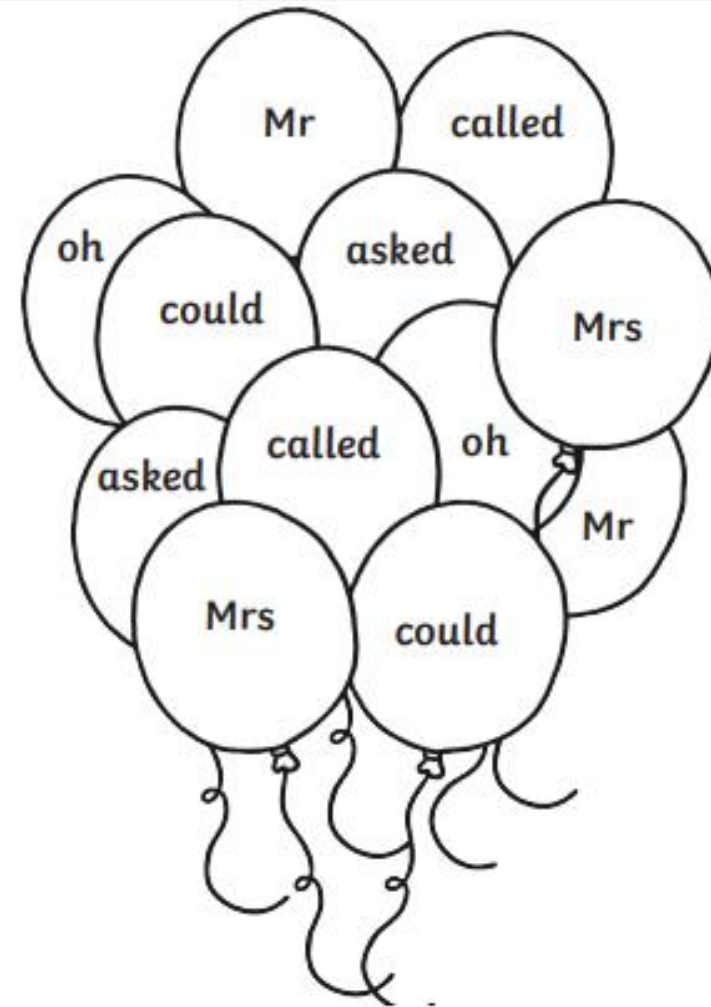


Spelling Activity

Balloons Tricky Word Colouring

Read the tricky words and colour the balloons using the clues below.


oh=**red** Mr=**blue** Mrs=**yellow** could=**green** called=**orange** asked=**purple**



ENGLISH ACTIVITY

Writing


Label the picture below using words to describe the shape, size or colour of something. E.g. orange dragon, hard rocks, tall tree.



MATH ACTIVITIES

Section 1

How many strawberries are here?



Section 4

$7-1=$

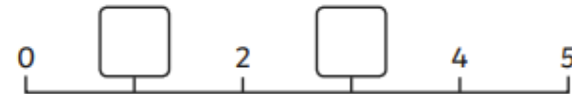
$5-1=$

$2-1=$



Section 6

Put the missing numbers on the number line.



Section 2

Write the number that is one more.

4 → 6 → 10 →

Section 3

Write the numbers in the box.

three nine one

Section 5

Write a number statement for the picture.



$$\boxed{} + \boxed{} = \boxed{}$$

Section 7

Tessa has 6 pens. She loses 1 pen.
How many pens does she have left?



Section 8

What's next? Write 3 more numbers in this sequence.



DAY TWO

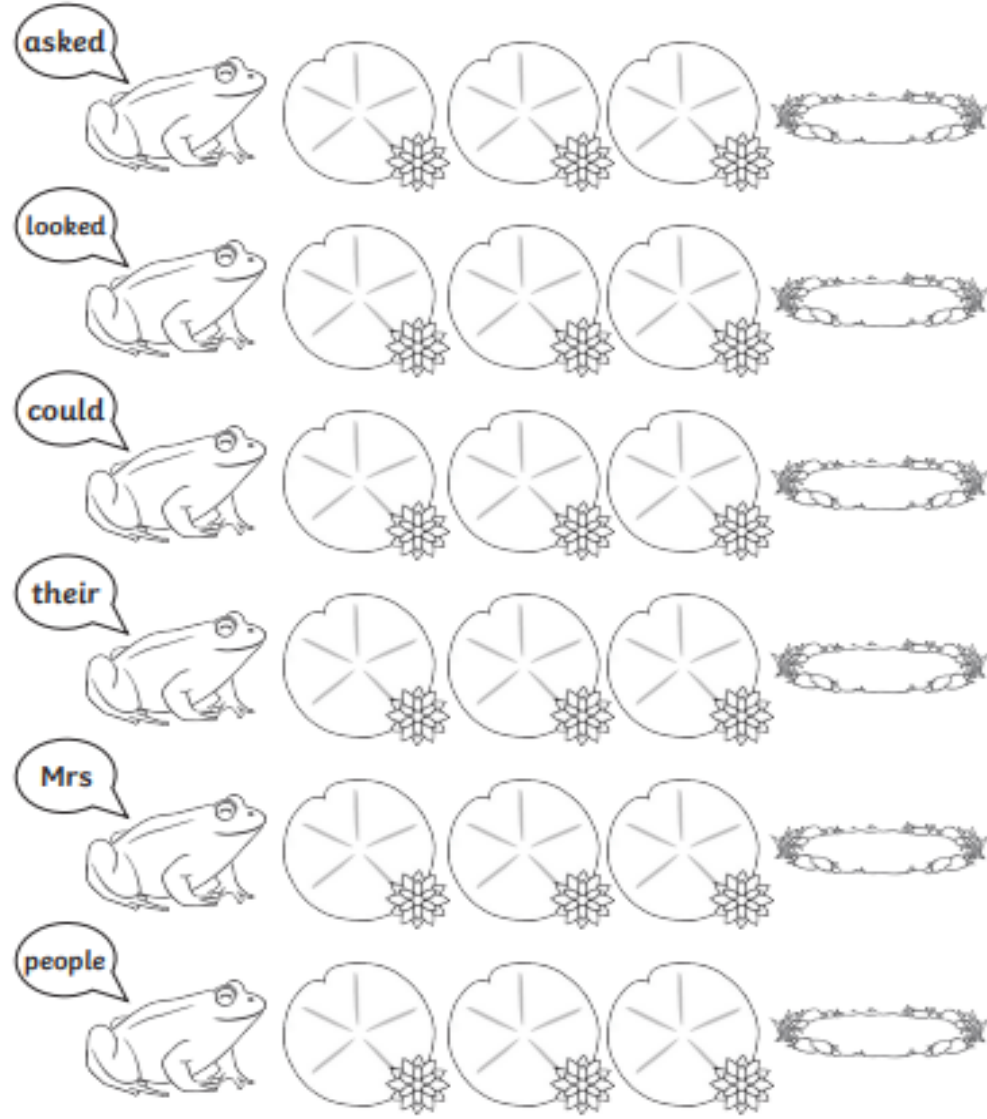


SPELLING ACTIVITY

Click to

Frogs Tricky Word Writing


Copy the tricky words that the frogs are saying onto the lily pads to help them to reach the pond.



ENGLISH WRITING ACTIVITY

Writing

Write a caption to go with this picture to tell someone what is happening. Remember to use finger spaces between your words and a full stop at the end of your sentence.



MATH ACTIVITY

Section 1

Double these numbers.

2 → 3 →

Section 2

Add the coins.



Section 3

Count back. Fill in the missing numbers.



Section 4

There are 2 pink fish and 2 blue fish.
How many fish are there altogether?



Section 5

Put a circle around the odd numbers.

1 3
4 2 5

Section 6

Tick the tree with the fewest apples.



Section 7

1 less than 7 is →

1 less than 5 is →

1 less than 9 is →

Section 8

Add 1 more bottle.

How many bottles are there now?



READING ACTIVITY

Reading

Read the words and draw a picture to represent the word. Remember to sound them out.

fish	toy	book
girl	light	fork

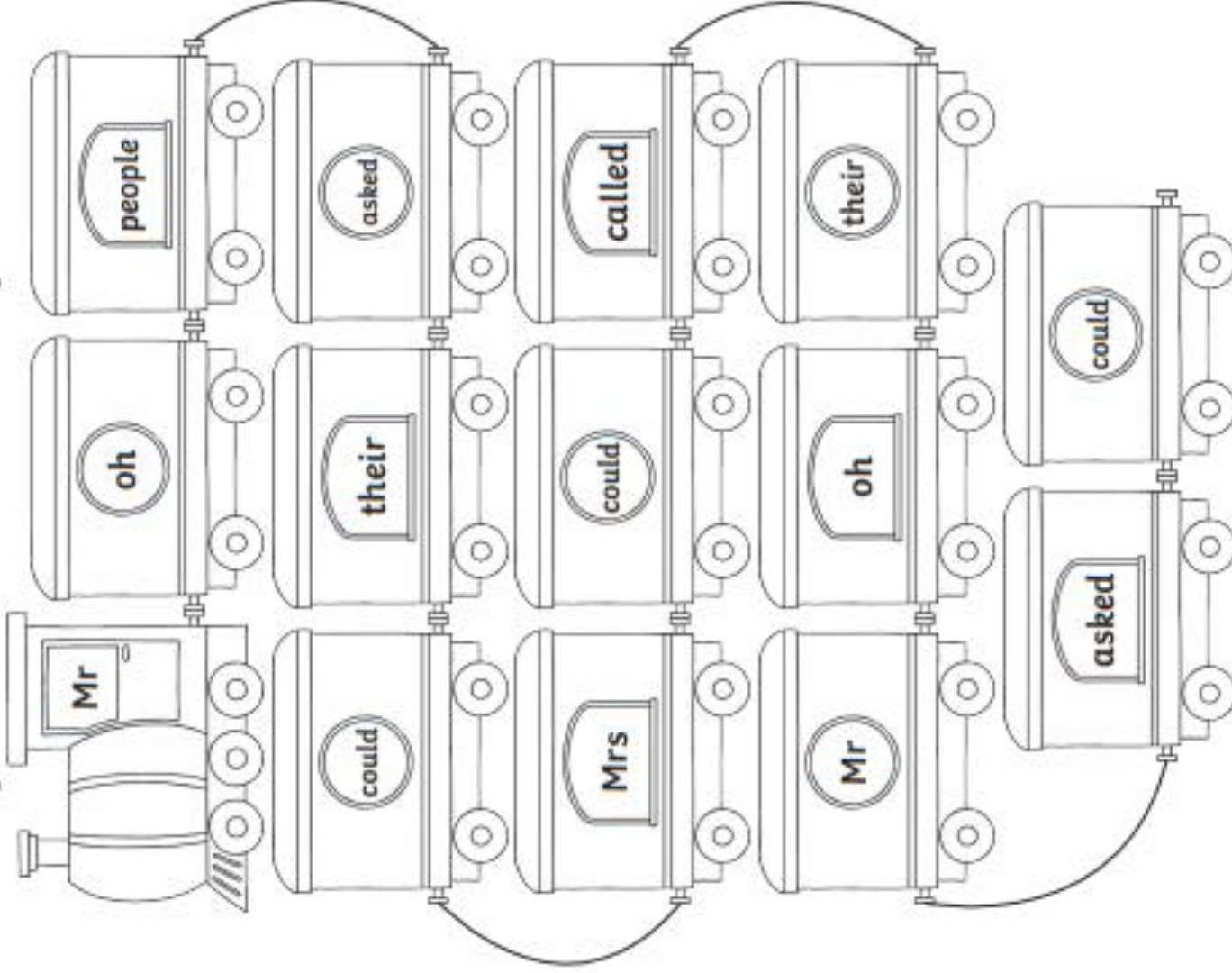
DAY 3



SPELLING ACTIVITY

Tricky Words Train

Read the tricky words and then colour the train carriages.




ENGLISH WRITING ACTIVITY

Writing

Label the picture then write a caption. Remember to use finger spaces and a full stop at the end of your sentence.

Challenge: Can you write 2 captions?



MATH ACTIVITY

Section 1

Colour in the circles.



Section 3

Match each number statement to the correct answer.

$3 + 1$

5

$5 - 0$

4

$4 + 2$

6

Section 6

Use a ruler to measure how tall the dinosaur is.



The dinosaur is ____ cm tall.

Section 4

Tim has 4 football cards.
He loses 1. How many
does he have left?



Section 7

Write an addition statement for the picture.



$$\square + \square = \square$$


Section 2

1	2	3	4	5
---	---	---	---	---

$3 - 1 =$

Section 5

Circle the tallest ladder.



Section 8

Fill in the missing numbers.



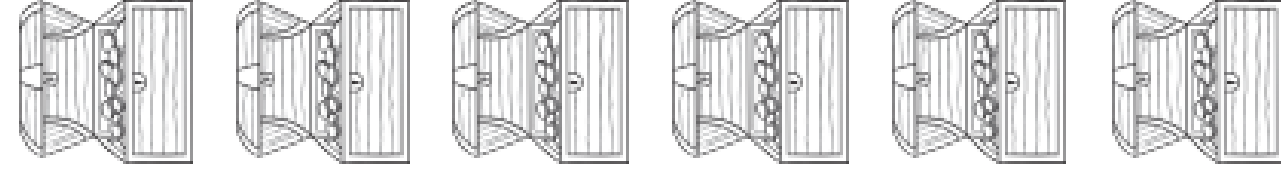
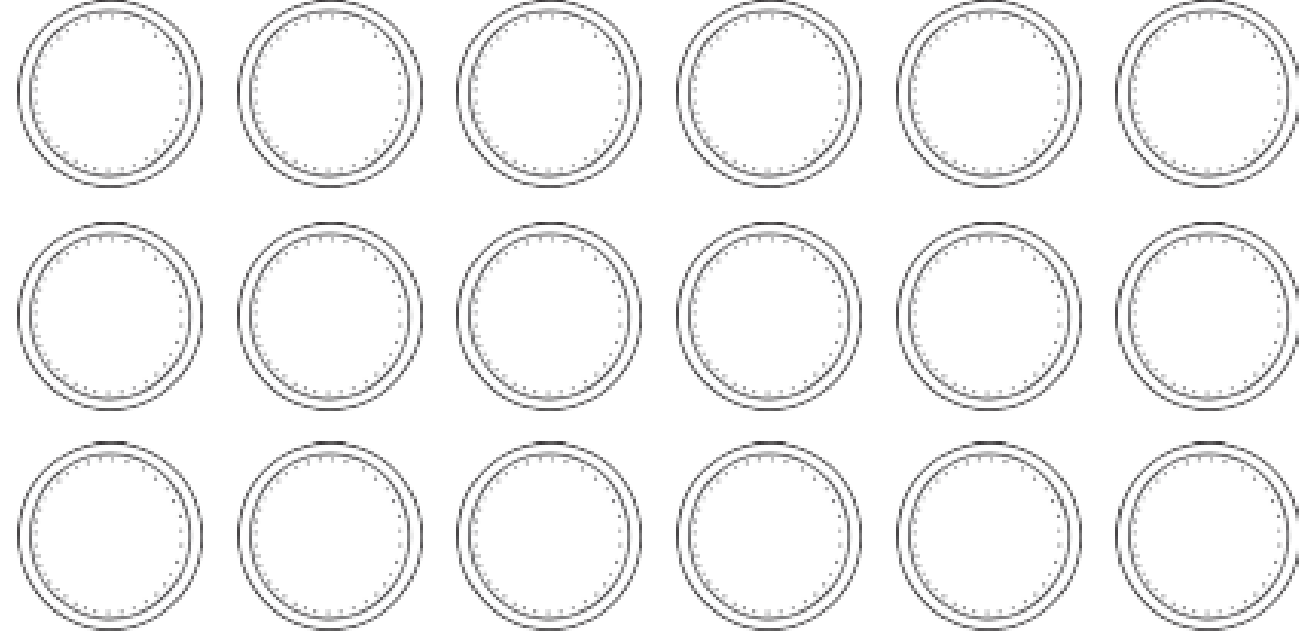
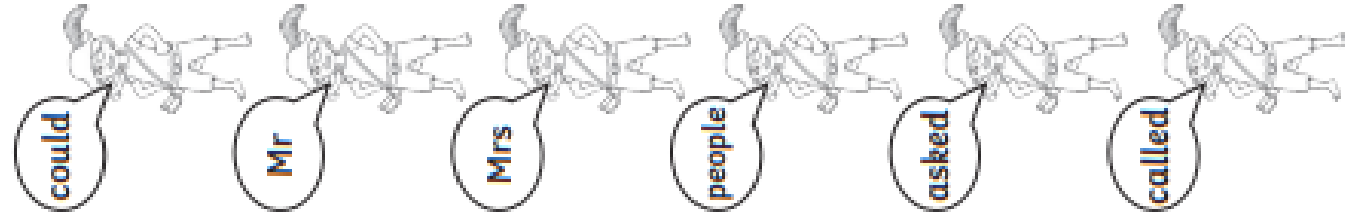
DAY 4



SPELLING ACTIVITY

Pirate Tricky Word Writing

Copy the tricky words the pirates are saying on to the coins to help them reach the treasure chest.



READING ACTIVITY

Read the sentence. Add the information to the picture.

The dog had a bone to chew on.



I had tomatoes and potatoes for my tea.



The brown acorn fell from the
big oak tree.



The bear had a red paw.



Read the sentence. Circle yes or no.

Is this a cube?



Yes No

The bird eats some of the seeds.



Yes No


MATH ACTIVITY

Section 1

Rashid has 6 doughnuts.

He shares them equally with his friend.

How many do they each have?



Section 2

How many sides does a square have? Write the answer on the correct shape.



Section 3

Use a ruler to draw a line that is 3cm long.

Section 4

Complete the pattern.

0 2 4 6 _ _ _

Section 5

How many flowers are there altogether?



Section 6

Draw a cup **next** to the teddy.



Section 7

Today is Wednesday.

Circle what day it will be tomorrow.

Wednesday Thursday Friday

Section 8

I have 2 pairs of socks. How many socks do I have altogether?

ENGLISH ACTIVITY – CAPTION ACTIVITY

Pretend that you have just taken one of these photographs with your camera. A local newspaper wants to print your picture but they need a caption to put beneath it. Write a caption to tell the people reading the newspaper what is happening in your picture.



Which picture do you choose?



Click to add text

I choose this picture!

☐

I choose this picture!

☐

I choose this picture!

☐

What is your caption?

DAY 5



ENGLISH ACTIVITY

Re-tell your favourite story using the storyboard on the next slide.

Challenge: Can you write a sentence to go with each picture?

e.g.

The storyboard consists of eight panels arranged in two rows of four, connected by yellow arrows indicating a sequence of events. The story is about skeletons playing in a park at night.

- Panel 1 (Top Left):** A night scene of a town with a castle on a hill. A speech bubble says: "In a dark, dark, town, there was a ...".
- Panel 2 (Top Middle-Left):** Two skeletons in a park. One says: "SHALL WE GO AND PLAY?". The other replies: "LET'S PLAY ON THE SWINGS!".
- Panel 3 (Top Middle-Right):** A skeleton is on a swing set, swinging high.
- Panel 4 (Top Right):** A skeleton is lying on the grass, looking exhausted or dead.
- Panel 5 (Bottom Left):** A skeleton is running away, with a speech bubble saying: "Wofo!".
- Panel 6 (Bottom Middle-Left):** A 2x2 grid showing different skeletons: a dinosaur, a fish, a cat, and a pig. Each has a speech bubble: "I'm a dinosaur", "I'm a fish", "I'm a cat", and "I'm a pig".
- Panel 7 (Bottom Middle-Right):** A skeleton is lying on the grass, looking exhausted or dead. A speech bubble says: "Wooooo".
- Panel 8 (Bottom Right):** A skeleton is standing in a doorway, looking out. A speech bubble says: "HELP!".

Title _____

Name _____













SPELLING ACTIVITY

Have a look at the Year 1 common exception word list (on the next slide). Choose 3 of these words and see how many you can find in your reading books at home.

Challenge: Can you write these sentences out and read them to a grown up?



Year 1 Common Exception Words

the
a
do
to
today
of
said
says
are
were
was

is
his
has
I
you
your
they
be
he
me
she

no
go
so
by
my
here
there
where
love
come
some

one
once
ask
friend
school
put
push
pull
full
house
our



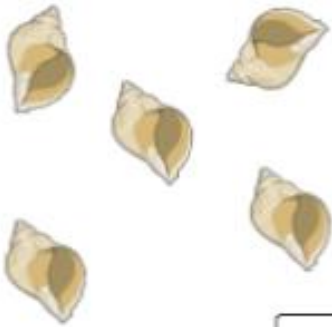
www.twinkl.co.uk

MATH ACTIVITY

Section 1

Take 2 away.

How many are left?



Section 2

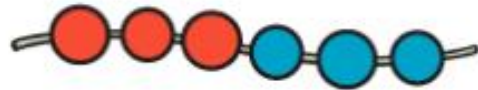
Use a ruler to draw a square.

Section 3

Tick the ladybird with the most spots.



Section 4



$$6 = \square + \square$$

Section 5

Write the 2 missing numbers on the flags.



Section 6

Draw the correct number of chocolate chips on the biscuit.



6

Section 7

How much money is here?



Section 8

Kashim had:

1 dog

1 cat

2 fish

How many pets did he have?