
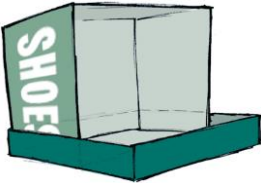




English	Maths	
<ul style="list-style-type: none"> Writing Task: Seaside Poetry Write a poem inspired by all your work on the seaside. <div data-bbox="338 260 871 635" style="border: 1px solid black; padding: 5px; margin: 10px 0;"> <p>Seaside things</p> <p>Ice cream and lollipops Beads and books in seaside shops Trumpets in the village band Crabs and seaweed on the sand Rippling waves, the cliffs and rocks Bare feet, walking without socks Sandy hands and flying kite Punch and Judy, red and white</p> <p><small>Moureen Warner</small></p> </div> <p>You could explore and listen to some of the world's best poetry for children at - https://childrens.poetryarchive.org/</p> Spellings: On Purple Mash try the weekly spelling quiz set for you. Reading for pleasure: Running out of books to read at home. Why not try these online stories? https://www.topmarks.co.uk/english-games/5-7-years/stories 	<p>Symmetry and Patterns: What is symmetry? https://www.bbc.co.uk/bitesize/clips/ztpyr82 Go out in the garden or during your daily walk and see if you can spot some examples of symmetry in nature. TASK: Can you create a symmetrical picture?</p> <p>Shape Revision: How many 2D shapes can you name? TASK: Use your knowledge of 2D shapes and create a repeating pattern.</p> <p>Times Tables: Remember to keep practising your 2, 5 and 10 times tables. A fun way to do this is to play the games found on the following websites: Times Tables Rockstars, Hit the Button or Super Movers. You could also test your knowledge of division and multiplication by playing the maths games set for you on Purple Mash.</p> <p>Mental Maths Revision: There are some fun games to review many maths skills on the following website https://www.topmarks.co.uk/maths-games/5-7-years/ Choose a category and then pick an appropriately challenging game to test your skills.</p>	
ICT	<div style="text-align: center;">  <p>Home Learning Choice Grid Year 1 and 2</p> <p>Hi Robins, You have all been working so hard this term and this will be the last home learning grid before the summer holidays. This week I would like you to read and write some poetry and in your science lessons try to find out what lives under the ocean. Please select two or three activities daily. Remember each task should only be 20-30 minutes long.</p> </div>	
<ul style="list-style-type: none"> Purple Mash - Try to complete at least one of the set activities on Purple Mash. You can then leave me a hand-in note and I can reply! Education City - Try the lessons set for you. Bug Club - Go on your Bug Club library and reread a favourite book. 	<p>Alternative Lessons</p> <p><i>If you feel you would like a more structured lesson approach, guided by a teacher. Then you might like to try the daily maths, English and/or foundation lessons provided by The Oak National Academy: https://www.thenational.academy/</i></p> <p><i>These video lessons are led by a teacher. There are three lessons for each day of the week. To access visit the website and click classroom, find lesson and then schedule. You can then click on the appropriate year group to access the set daily lessons.</i></p>	

Topic/Science/DT	Wider Curriculum
<p>UNDER THE SEA/OCEAN First listen to the story of Dougal the Deep Sea Diver by Simon Bartram for inspiration: https://www.youtube.com/watch?v=ULjWgbz1nDw TASK: Get an old shoebox and create an underwater world. Your design needs to show what might live at the bottom of the ocean. You can be realistic and base your design on real life research or you could use your imagination and be creative!</p> <div style="display: flex; justify-content: space-around; align-items: center;">    </div> <p>I would love to see a photograph of your completed underwater world on Twitter or email it to the school office.</p>	<p>ICT CHALLENGE: Create an underwater animation using 2 Animate on Purple Mash. MINDFULNESS: You might like to try one of the Cosmic Kids 'under the sea' themed yoga sessions. https://www.youtube.com/playlist?list=PL8snGkhBF7nj7RIos7wF90k4wwUacnSow PE: Throwing And Catching Skills How many times can you throw and catch a ball? If you don't have a ball, you could use a pair of socks in a ball. Can you catch it on your own? Can you clap between catches? With your ball (or a ball made from a pair of socks will do if you don't have a ball) try and throw and hit a target. You could do this by throwing your ball into a bucket. If you want a challenge, keep moving the target further away or make the target smaller! If you don't have a bucket you can use anything as your target e.g. a t-shirt, cushion or piece of paper. Make sure you are in a safe space with enough room to practise.</p>

Dear Parents,
 Please find below the list of weekly spellings. You may wish to do additional work helping your child to learn the weekly spellings before they take the online quiz. These will also be useful for those families who may be experiencing difficulties accessing the spellings via Purple Mash.

YEAR ONE	YEAR TWO
<i>football</i>	<i>station</i>
<i>playground</i>	<i>fiction</i>
<i>farmyard</i>	<i>solution</i>
<i>bedroom</i>	<i>position</i>
<i>blackberry</i>	<i>section</i>
<i>pancake</i>	<i>motion</i>
<i>rainbow</i>	<i>creation</i>
<i>springtime</i>	<i>celebration</i>
<i>eyebrow</i>	<i>nation</i>
<i>suitcase</i>	<i>caution</i>

Week Commencing: 13.07.20